

# STORM 300

## Brushless Wheel Drive



Mobile Robots  
& AGVs



Floor  
Care



Material  
Handling



Outdoor Power  
Equipment

## FEATURES

**Sealed drive system:** Rugged, compact, designed for outdoor use (IP67 Conformity), dual encoders for safety (supports ISO 13849-1)

**Optional components:** Electromagnetic power-off brake & cover, multiple connector styles available, temperature sensor, anti-corrosion coatings, 1 or 2 encoders

**Wheel Bearing Rated Load Capacity:** 2000 pounds\*

**Voltage:** 24-48 VDC

**Motor:** Brushless DC

**Lead Exit:** Adjustable based on mounting orientation

**Output Flange Diameter:** 115 mm

**Maximum Body Diameter:** 135 mm

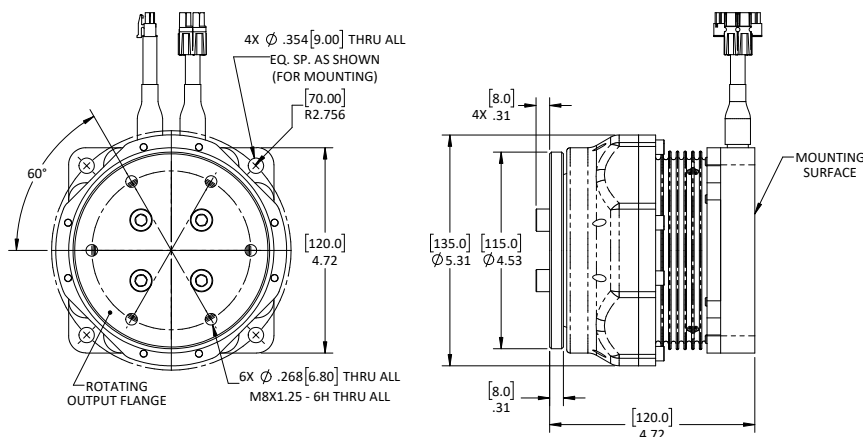
**Gear:** Planetary

**Reduction ratio:** 20:1

**Brake options available:** 6 Nm

## PERFORMANCE EXAMPLE

BLDC Motor (24V @ 20:1 Ratio)			
	No Load	Peak Efficiency	Peak Power
<b>Torque, Nm</b>	0	30	120
<b>RPM</b>	145	127	73
<b>Current, Amps</b>	4.4	25	87
<b>Power Out, Watts</b>	0	460	1050
<b>Power In, Watts</b>	105	600	2090
<b>Efficiency</b>	0%	77%	50%




\* - Variations to load distribution, duty cycle and application will affect load rating & bearing life.



Lasting solutions to drive your machines.  
More than industrial designers and engineers,  
we're a team of passionate problem solvers.  
ASI Drives: Gear drive systems for battery  
powered machines up to one ton.

# OUR CUSTOMERS HAVE BEEN WITH US FOR OVER **15 YEARS ON AVERAGE BECAUSE OF OUR:**



## **DEEP EXPERTISE:**

Creating over 740 tailored  
engineered solutions

Offering cost sensitive designs  
with manufacturing efficiencies

A history of innovation recognized  
with 7 awarded patents

In-house gear manufacturing  
offers supply chain predictability




## **OUR 40-YEAR COMMITMENT:**

Excellent customer service

"Best in class" partnership  
with OEM industry leaders

Our entrepreneurial size  
ensures personal executive  
level accountability and  
responsiveness



## **DEEP INDUSTRY KNOWLEDGE & FOCUS:**

Insights and solutions  
to your specific  
challenges & opportunities

We know your  
competitive landscape

**EXPERIENCE THE DIFFERENCE OUR DEDICATION  
TO INNOVATION, QUALITY AND SERVICE MAKES.**

Contact us at [sales@asidrives.com](mailto:sales@asidrives.com) to explore how we can  
quickly solve your most pressing challenges.

